



Release Notes & Updates

July 5, 2022

Please review page 3 for a list of ALL our new features and updates. Here are a couple of updates that we want to highlight. :-)

Global Media has a great new feature!

You will now notice when uploading to global media that there is a required field called **Alternative Text Description** which allows you to add accurate/descriptive language to images/videos. This is very important for people using screen readers. Below it in the modal, you will see the best practices for creating this text and when to maybe bypass it. Not only does this feature provide more accessibility to people with disabilities but it also provides for a better user experience and helps the images rank higher on organic searches.

Upload Global Media

Browse for file Upload

Title*
Enter Media Title

Media Tag(s)
Enter Media Tag(s)



Alternative Text Description (Accessibility/SEO)* Bypass Alt Text

Short alternative text for better search engine optimization and user accessibility

max 125 characters

ALTERNATIVE TEXT GUIDELINES

- (1) Be specific and succinct
- (2) Describe how you'd briefly describe the image over the phone
- (3) Never start with "Image of..." or "Picture of..."
- (4) Avoid redundancy (there's text adjacent to the image that gives you the same information)

 <p>Bad Alt Text: Pancakes Good Alt Text: Stack of blueberry pancakes with powdered sugar</p>	 <p>Bad Alt Text: Program Image Good Alt Text: [Bypass Alt Text as image has redundant program name text to what is rendered on the catalog product page]</p>
--	--

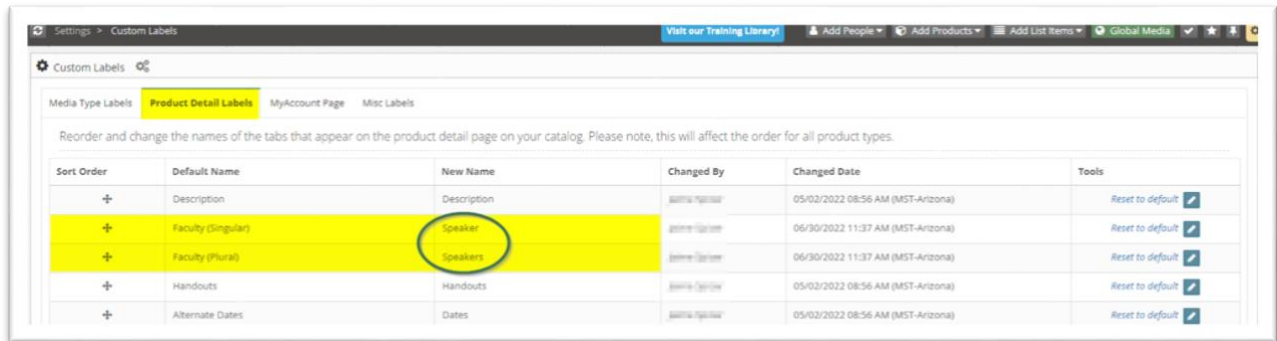
[Web Resource #1 \(Video\)](#)
[Web Resource #2 \(Site\)](#)

Save Changes

Catalog Appearance: Faculty can now be Singular and Plural

We are often asked, “Who exactly is the Faculty?!” and that’s because most of you like to use the term Speaker or Presenter. However, changing that label just once can be tough, since there are times when it’s shown in plural, and times where it shows as a singular speaker. Well, we’ve fixed that! Now you can set a value for single and a value for plural.

Navigate to Settings > Custom Labels and click on the Product Detail Labels. Once you set a single and plural value, we will update the catalog to display correctly based on the number of Speakers in your program or where that information displays on the catalog.



Sort Order	Default Name	New Name	Changed By	Changed Date	Tools
+	Description	Description	admin@igloo.com	05/02/2022 08:56 AM (MST-Arizona)	Reset to default
+	Faculty (Singular)	Speaker	admin@igloo.com	06/30/2022 11:37 AM (MST-Arizona)	Reset to default
+	Faculty (Plural)	Speakers	admin@igloo.com	06/30/2022 11:37 AM (MST-Arizona)	Reset to default
+	Handouts	Handouts	admin@igloo.com	05/02/2022 08:56 AM (MST-Arizona)	Reset to default
+	Alternate Dates	Dates	admin@igloo.com	05/02/2022 08:56 AM (MST-Arizona)	Reset to default

****Known Issue – There is a glitch where faculty shows up twice in the catalog if singular/plural isn’t renamed. This will be corrected in the August 2nd release. The workaround in the interim is to rename faculty to the singular and plural versions. Please reach out to us with any further questions.****



Release Notes & Updates

New Features and Updates for the (22.13) Release

If you have any questions about the items listed in this release, please visit [The Exchange](#) and leave a comment.

Full System

ACCOUNTS

- New Customer/Speaker Accounts will now have an External ID field.

CATALOG APPEARANCE

- The mobile catalog is now more user friendly and inclusive of all navigational bars and side bars!

SETTINGS

- Opt-in Emails now working as expected, and will send out to Users, aligning with their personal customizations.

LMS (Trident)

CATALOG APPEARANCE

- Live Events: Fixed the Agenda so that if the agenda tab is blank on the catalog product detail page, the agenda button would no longer show in the user's account to prevent showing a blank agenda.

REPORTS

- Updates to the Product Sales Summary Report: There are now options to show or hide speaker registrations and Free Programs. We've also removed the count showing up for test users..

PRODUCTS

- Fixed Cert Requirement: Document so that it properly shows in the viewer.

AMS (Lighthouse)

GROUPS

- Groups > Groups List > Add/Edit Membership Group > General & Membership Tabs: Updates.

SETTINGS

- Added new template for lapsed memberships.
- Changed title to show Join the {GroupTitle} and buy this program and added message bar with additional tokens

SMART LISTS

- *Smart List logic update*