

RELEASE  
24.04



UPDATES + RELEASE NOTES

Here are your highlights for Release 24.04. Please check Page 4 for all our new features and updates.

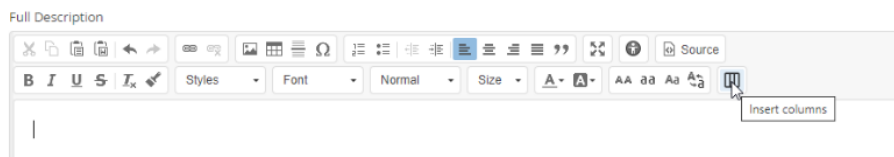


Lisa Wise  
VP Product

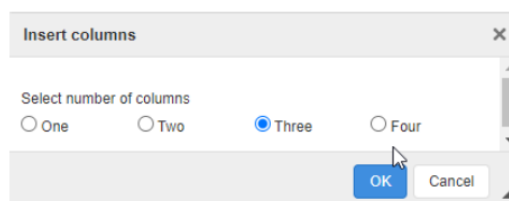
## CKEditor update: Columns Tool

We're excited to announce that we've added a new feature to our CKEditor, the rich text editor you use on our site. This new tool makes creating columns in your product and membership descriptions, email templates, certificates, text widgets, and more a breeze.

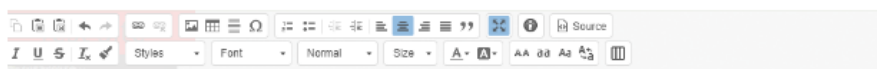
To get started, click on the new column tool in the editor.



Once you've done that, you will select the number of columns you want to display. The columns will automatically adjust to fit the space available, no matter where they appear.




When added to your product, it will appear as so in Manager:




<p>Discover <b>Trident LMS</b>, a cutting-edge cloud-based Learning Management System for CE registration, delivery, and automated certification. Trident LMS empowers members to <b>elevate</b> their professional knowledge, keeping them up-to-date with the latest developments, regulations, and standards. Every facet of Trident LMS is customizable to align with the organization's brand and fulfill its specific CE requirements.</p>	<p>Experience <b>Lighthouse AMS</b>, a powerful and budget-friendly Association Management System (AMS) designed to suit associations of all sizes and financial capacities. Developed by CE21, it seamlessly merges our Award-Winning Learning Management System (LMS) with advanced automation features, guaranteeing a seamless experience for members, staff, and stakeholders alike.</p>	<p>Our extensive <b>Regatta conference management services</b> cater to both hybrid events and virtual conferences, enabling you to concentrate on other crucial duties while ensuring a smooth and engaging experience. We enhance hybrid and virtual offerings with our <b>Regatta live production services</b>, which include on-site <b>live streaming</b> recording and fully remote Zoom Powered Webcasts.</p>
--	---	--

This new feature ensures that your content is mobile-friendly. When viewed on a mobile device, the layout automatically adjusts into a more easily readable paragraph style. A helpful tip for images inserted into the column tool is to use a percentage instead of a fixed size to ensure they adjust well when moving into larger or smaller frames.

For instance, in larger viewports, columns will appear like this:



However, when changed into a mobile layout, the users will see the column information stacked like paragraphs.

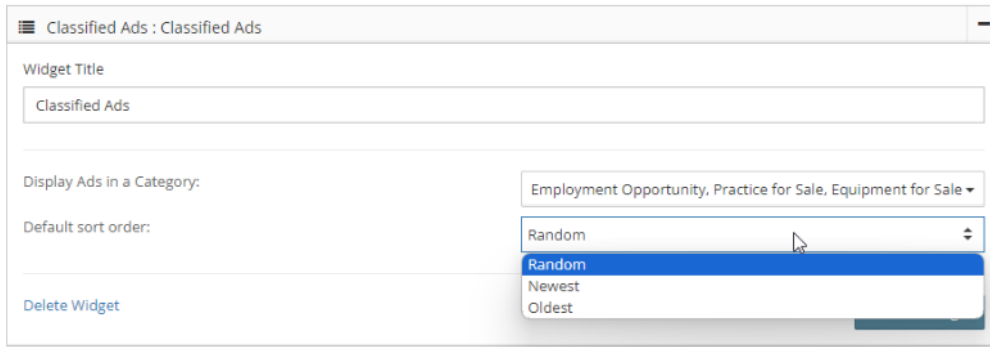


## NEW CATALOG WIDGET: Classified Ad Widget

We've introduced a new Classified Ad feature that allows you to add a Classified Ad widget to your catalog. This widget lets your users quickly browse your ad listings on any page where you choose to include them. By doing so, you can advertise the ads that your members are buying more effectively.

To add the Classified Ads widget to your app, navigate to Appearance and Layout or Custom Pages (if you're building a page from scratch). From there, locate the page where you want to add the widget. You'll find the Classified Ads widget at the bottom of the list of available widgets or in the Product group of widgets. Simply drag and drop the widget into the Content section or the Side Bar area. Once

you've done that, expand the widget to edit its settings. If clicked, you can give the widget a title that will appear as a linked header in the catalog, taking the user to the full Ad Listings page. You can also select all or a specific set of categories and sort them by Random, Newest, or Oldest.

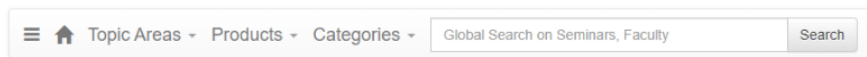


Depending on where you have inserted the widget, it will appear one ad at a time (in the sidebar):

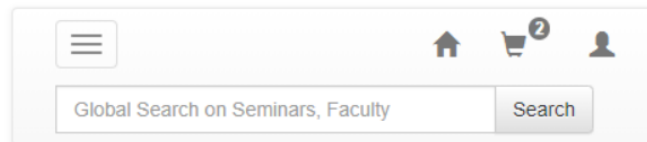
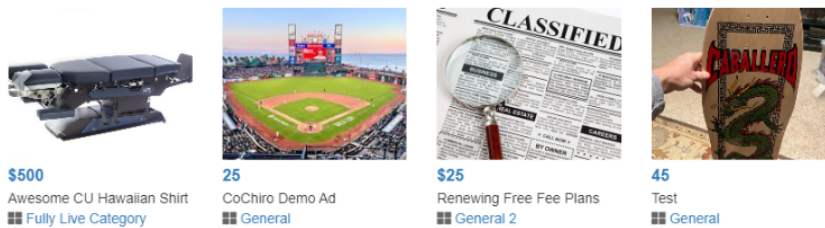
### Classified Ads




Or, it will appear with four ads in the content section, dropping to 2 ads when a user views it on mobile.



### Classified Ads



### Classified Ads





## New Features and Updates for the (24.04) Release

If you have any questions about any of the features or functionality of this release, please submit your comment or question via the Help Bucket in the Manager, and a CE21 Team Member will be in touch.

### Accounts

- We fixed the Speaker preview in Manager to include the speaker's credentials as they appear on the Speaker Page on the catalog.
- We have a new customer custom field type: File Upload. This new field type operates as the File Upload in Forms and Question Sets, where you can establish which types of files can be uploaded. The uploaded files will be found in their profile and the Documents tab of their account.
- When searching for a customer at Accounts > Customers, you can use the CUST ID / EXTERNAL ID filter to search for the License number field.

### API

- We fixed the issue with GrowthZone API integration if the user did not have a physical address associated with their account.

### Bundles

- If you charge separately for credit, you can now use bundle type 5, which allows users to build their bundles from the courses within their catalog.
- When users are eligible for a better bundle deal, we alert them to this and allow them to change their bundle selections to get a better rate.

### Catalog Appearance

- We fixed the mobile catalog view to make accessing the support page easier if you have not already linked it to your catalog's menu.
- The new CKEditor tool will help you create columns in your descriptions, certificates, emails, and more. This functionality makes shrinking to mobile view a breeze, rather than using tables. *Refer to the detailed instructions above.*

### Certificates/Requirements

- We fixed the explanatory verbiage for the Cert Requirement Polling in CE21 to make it more straightforward for the viewers.

- We fixed an issue with pre-order On Demands so that pop-up requirements, like quizzes or evaluations, will no longer appear if the content is unavailable.

## Classifieds

- We updated the default Classified Ad product image, supplied by CE21, to a higher resolution.
- We updated how a single-image ad displays on the catalog to take up less white space.
- We updated how an ad with multiple images displays to show less empty space.
- We have built a new Classified Ad widget that you can add to any page in your catalog. *For detailed instructions, see above.*
- When a free fee plan is renewed or reposted, we will take the customer to the receipt page rather than make them go through the checkout process again.
- We fixed pagination inconsistencies on Classified ad listings pages.
- We fixed the text limitation issues for the Text question type on Fee Plan forms.

## Companies

- We added the ability for a company's admin to assign the order to their company. This is important for companies with a different admin pay for their order or wish to process more than one order at once.
- For companies with admins or detailed company information (such as address, website, etc.), we now provide a "Company Info" button for all active employees. This button displays a list of all admins and any company information provided.
- We have added the {CompanyName} message token to the Invoice and Statement templates.
- Import Orders: You can now import the order as a "Company Purchase" in our updated Sales import template.
- When an employee is removed from a company, we now provide more membership details and offer the option to transfer memberships to another employee. This option is now available in more areas to avoid accidental removals.

## Directory

- We updated the Directory to display better on mobile and updated the search page to be more user-friendly.

## Live Events

- We added a new column (Balance Due) in the product's Registrant table that shows the remaining balance due for partially paid orders so you can quickly see orders with money outstanding.

## Memberships

- We fixed the issue where Invoice-due alerts were generated for free groups using "Custom" group types.

## Products

- For the Product's Sales page (a special registration page you can build using the tools under the Marketing tab within a product), there is now a {Description} message token you can use.
- Within a Virtual Summit or Classroom, a "Disable Course tab" button allows you to set a date for releasing the course tab. We updated this so you can use any date beyond the course start date.
- We fixed an issue with the No Media Placeholder video counting against time tracking requirements for pre-orders On Demand.

## Reports

- Group Members Report: We have updated the Member Since date to be based upon the group type or group member since date rather than only using the first join date for all memberships.
- Registration and Completion Report: You can now search by company in the Customer Search field.

## Sales

- We fixed an issue related to registering users in the Manager when their email address contained an apostrophe. It worked in the catalog already.
- We fixed some pricing display issues when registering more than one person in the shopping cart.

## Sharing Marketplace

- We fixed the button on the Sharing Marketplace so that you can now access the program's unauthenticated viewer to quickly view the video content while you consider adding it to your catalog.

## Smart Lists

- Fixed issues with Smart List search for product registrants. Improved UI by removing tables and unnecessary labels and making "and/or" buttons toggleable.

## Support

- Within the Tech Support ticketing system, we fixed the issue preventing you from assigning a ticket to a different user if the user was a speaker account rather than a customer account.

## Viewer/Presenter

- We fixed some display and navigation issues with the catalog on Safari on Mac OS Mojave and High Sierra.
- We have updated how our playback speed tool works in the videos in CE21. All completed users will be able to use this playback speed tool, and we will also prevent any users with polling, participation codes, attendance confirmation, and time tracking from being able to use this tool until they are complete.

- We fixed an issue with iPads where the error message "Video Playback Aborted" appeared.